













Seasonal Changes (Autumn and Winter): Autumn Walk

Aim: To observe changes across the 4 seasons by going on an autumn walk. I can identify signs of autumn.	Success Criteria: I can spot the signs of autumn in my local area. I can tell you 4 signs of autumn.	Resources: Lesson Pack Pencils Clipboard per pair Cameras/tablets (if available) Relevant outings and trips resources in line with your school policy and procedures e.g. medication, first aid kit etc.
	Key/New Words: Observe, signs, record, leaves, conkers, conker husks, acorns, seeds, pine cones, blackberries.	Preparation: Follow your school policy and procedures on outings and trips e.g. risk assessments, consent, medication etc. Signs of Autumn Activity Sheet per pair

Prior Learning: Children will have briefly explored what autumn is like in lesson 1.

Learning Sequence

	Signs of Autumn: Look at the pictures on the Lesson Presentation . With a partner, children discuss any signs in the pictures which suggest it is autumn.	
	Out and About: Explain that today they will be going on a short local walk and doing their science learning outside. Remind children of the rules they must follow to keep them safe and go through them to ensure their understanding.	
	Look Closely: Explain they will be looking out for signs of autumn. Model how to fill in the Signs of Autumn Activity Sheet . Explain they will be working in pairs so will be sharing a clipboard, sheet and pencil.	
	Autumn Walk: Children go on a short local area walk. They work in mixed ability pairs to complete the Signs of Autumn Activity Sheet . <i>Can children spot signs of autumn in their local area?</i> If possible, let children take photos of some of the signs of autumn on cameras or tablets.	
	Observations: When back in the classroom, ask the children to feed back their observations. What different signs of autumn did they find? <i>Are children able to tell you 4 signs of autumn?</i> If possible, share any photos taken with the whole class on the whiteboard.	
	3 Words: Ask children to think of three words to describe their autumn walk, for example fun, orange and windy. Ask children to share some of their ideas.	

Taskit

Paintit: Children could paint autumn pictures using autumn colours.

Printit: Children could collect some autumn leaves to make leaf prints using autumn coloured paints.


Bottleit: Children could create autumn in a bottle by collecting small autumn objects (such as acorns) or small objects which they associate with autumn (such as dried tri colour pasta to represent the colours of autumn) in a small, (washed) transparent drinks bottle. See the **Seasons Discovery Bottles sheet** for more ideas. Children could then share these with the class, explaining why they put their objects in their bottle.

Displayit: Children could contribute to an autumn display by taking autumn photos, creating autumn pictures or bringing in autumn objects or autumn bottles.



Science

Seasonal Changes (Autumn and Winter)

An illustration of an autumn walk in a park. Three children are shown: a girl on the left in a red patterned sweater and purple skirt holding a leaf, a boy in the center in a blue jacket with a green backpack, and another boy on the right in a brown jacket and green boots jumping over a pile of leaves. A squirrel is perched on a tree branch in the background. The trees have orange and yellow leaves, and the ground is covered in fallen leaves.

Autumn Walk

Aim

- I can identify signs of autumn.

Success Criteria

- I can spot the signs of autumn in my local area.
- I can tell you 4 signs of autumn.

Signs of Autumn



Blackberries



Pine cones



Leaves on the ground



Conkers and conker husks



Out and About



Today we are going to go on a short walk and doing our science learning outside. **What must we remember to do to keep ourselves safe?**








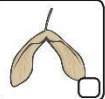




Look Closely

You will be working in pairs to spot different signs of autumn. So keep your eyes peeled and look closely.


When you have spotted a sign of autumn tick it off your list. If you find something which isn't on the list, draw a picture and label it in the space at the bottom of your sheet.

Signs of Autumn

Tick the boxes if you see any of these signs of autumn on your autumn walk.

Red leaves  <input type="checkbox"/>	Brown leaves  <input type="checkbox"/>	Yellow leaves  <input type="checkbox"/>	Acorns  <input type="checkbox"/>
Orange leaves  <input type="checkbox"/>	Conker Husks  <input type="checkbox"/>	Conkers  <input type="checkbox"/>	Seeds  <input type="checkbox"/>
Pine cones  <input type="checkbox"/>	Leaves on the ground  <input type="checkbox"/>	Blackberries  <input type="checkbox"/>	Mushrooms  <input type="checkbox"/>

Draw and label any other signs of autumn here:



Off we go!





Observations



Which signs of autumn did you see?

Did you find any signs of autumn which weren't on the list? What were they?



3 Words

Whole Class

Think about all the things you saw on our autumn walk and how you felt.

Think of 3 words which describe the walk.

My three words would be....




Aim



- I can identify signs of autumn.

Success Criteria

- I can spot the signs of autumn in my local area.
- I can tell you 4 signs of autumn.



[Blank white box]

[Blank white box]

Season Discovery Bottle

Here are some examples of season discovery bottles for each different season.

Spring



Summer



Autumn



Winter




Signs of Autumn




Tick the boxes if you see any of these signs of autumn on your autumn walk.


Red leaves




Brown leaves




Yellow leaves




Acorns




Orange leaves



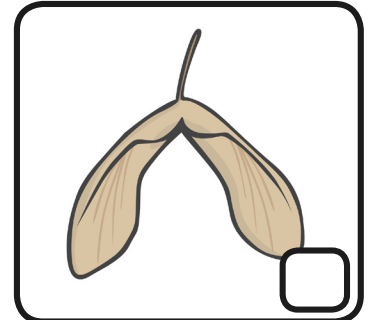
Conker husks



Conkers



Seeds



Pine cones



Leaves on the ground



Blackberries



Mushrooms



Draw and label any other signs of autumn here:

Seasonal Changes (Autumn and Winter) | Autumn Walk

I can identify signs of autumn.		
I can spot the signs of autumn in my local area.		
I can tell you 4 signs of autumn.		

Seasonal Changes (Autumn and Winter) | Autumn Walk

I can identify signs of autumn.		
I can spot the signs of autumn in my local area.		
I can tell you 4 signs of autumn.		

Seasonal Changes (Autumn and Winter) | Autumn Walk

I can identify signs of autumn.		
I can spot the signs of autumn in my local area.		
I can tell you 4 signs of autumn.		

Seasonal Changes (Autumn and Winter) | Autumn Walk

I can identify signs of autumn.		
I can spot the signs of autumn in my local area.		
I can tell you 4 signs of autumn.		

Seasonal Changes (Autumn and Winter) | Autumn Walk

I can identify signs of autumn.		
I can spot the signs of autumn in my local area.		
I can tell you 4 signs of autumn.		

Seasonal Changes (Autumn and Winter) | Autumn Walk

I can identify signs of autumn.		
I can spot the signs of autumn in my local area.		
I can tell you 4 signs of autumn.		

Seasonal Changes (Autumn and Winter) | Autumn Walk

I can identify signs of autumn.		
I can spot the signs of autumn in my local area.		
I can tell you 4 signs of autumn.		

Seasonal Changes (Autumn and Winter) | Autumn Walk

I can identify signs of autumn.		
I can spot the signs of autumn in my local area.		
I can tell you 4 signs of autumn.		